

THE CHAIR CATALOGUE



OFFICE PLANNER
CREATING WORK GEMS



Ergonomic seating is not just a luxury — it’s a necessity

The office chair is the single most important piece of furniture in the ever-changing office landscape. The belief in getting a one-size-fits-all chair is a misconception due to the lack of choices.

We have put together an extensive range of chairs meant for different functions, whether as task chairs, meeting room chairs, or even training chairs.

In stressful work environments, ergonomic seating is not just a luxury — it’s a necessity. Employees who sit for long periods in demanding office, government, military, transportation, law enforcement, or other environments face specific challenges that ergonomic chairs counteract.

The OP range of office seating offers a variety of office chairs to help get your workspace up and running quickly. This catalog includes every type of seating your business could need, including stackable chairs, high chairs, executive seating, and rolling office chairs.



Table Of Contents

05	OPERATIVE		
	06 Freymesh		58 Evolution
	10 Milo		60 Air7
	12 Exwork		62 Soft-air
	14 Caliga		64 Kogi
	16 VMesh		66 Lux
	18 Muffin		68 Nuclear
	20 Celsus		70 Promax
			72 Fahrenheit (BN)
23	EXECUTIVE	75	MEETING
	24 Bobomesh		76 Sunmesh
	28 Lamesh		78 Lighthouse
	30 Lumi		80 Cupcake
	32 Bonmesh		82 Tiper PU Leather
	34 Baymesh		83 Tiper Mesh
	36 Ranger		84 Uni
	38 Windmill		85 Chick
	40 Xmesh		86 Smart
	42 Donut		91 Lutie
45	DIRECTOR	93	TRAINING
	48 Keymesh		94 Hoya
	52 Tomesh		95 Zebra
	54 Cush		96 Moon
	56 Evofit		97 Zenith



OPERATIVE SEATING



OFFICE PLANNER
CREATING WORK GEMS



OPERATIVE SEATING

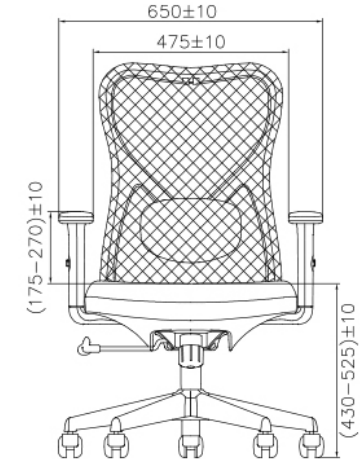
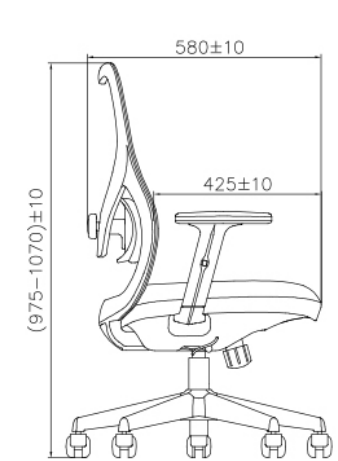
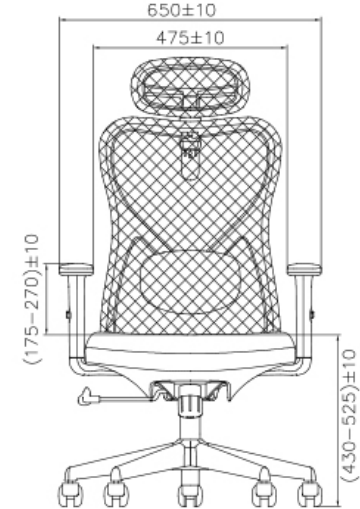
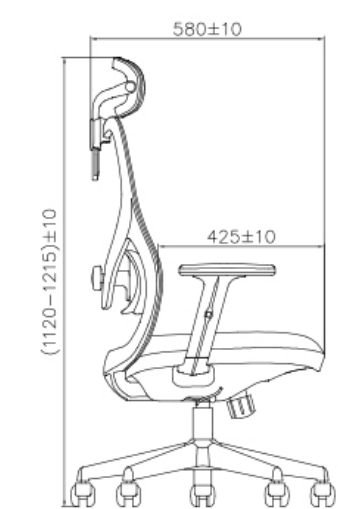
FREYMESH



SS 514:(2016)



FREYMESH
HIGHBACK



FREYMESH
MIDBACK


V-SHAPED BACKFRAME

Combines Aesthetic & Mechanics



2D ADJUSTABLE HEADREST

Eases neck pressure easily



SINGLE LOCK MECHANISM FOR TILTING

Back Comfort and Optimum Support



OPERATIVE SEATING

Freymesh

Freymesh Chair is a revolutionary office ergonomic chair designed to provide the ultimate in comfort and support. Featuring a mesh backrest with a distinctive V-frame for unparalleled lumbar support, the Freymesh Chair ensures that you maintain proper posture throughout your workday.

Its sleek design, characterized by curvy edges, adds a touch of elegance and sophistication to any office space. The airy mesh material promotes breathability, keeping you cool and comfortable even during long hours of sitting. The V-frame not only supports your lower back but also enhances the chair's modern aesthetic, making it a standout piece in any office environment.


Whether you're setting up a new office or upgrading your current workspace, the Freymesh Chair combines functionality with style, making it the perfect choice for those who value both health and design. Experience the difference with Freymesh and transform the way you work.



SS 514:(2016)
Code of Practice for
Office Ergonomics



Backrest - Mesh Colours



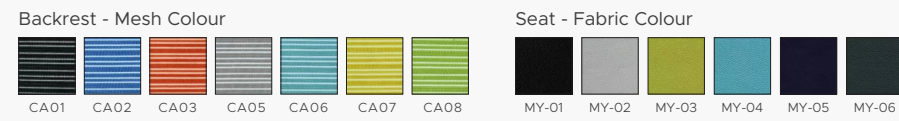

Seat - Fabric Colours





OPERATIVE SEATING MILO

OPERATIVE SEATING Milo



Milo Highback Chair Milo Midback Chair Milo Highback Chair in White Frame Milo Midback Chair in White Frame

CHAIR SPECIFICATIONS

PA Black Nylon Base w/ Black PU Wheels, Rotatable Armrest with High-density Softpad in Fabric Upholstery, High Density Moulded Foam Cushion in Fabric Upholstery, PA Nylon Black Backrest with Lumbar Support in Breathable Mesh Mechanism: 2.5mm Butterfly Mechanism, Height and Tilt Tension Adjustable

Dimensions (in mm):
 * Highback Chair 640W x 640D x 1150-1250H Seat: 430-540mm
 * Midback Chair 640W x 640D x 970-1070H Seat: 430-540mm






OPERATIVE SEATING EXWORK

OPERATIVE SEATING Exwork



Backrest - Mesh Colours



Seat - Fabric Colours



Exwork Highback Chair




Exwork Midback Chair

CHAIR SPECIFICATIONS

Nylon Base c/w Castors
Adjustable Armrest
Comfortable Cutting Foam Seat in Fabric Upholstery
Breathable Mesh Backrest
Mechanism: Single Lock Mechanism

Dimensions (in mm):
* Highback Chair 670W x 665D x 1190-1290Ht / 445-545SH
* Midback Chair 670W x 665D x 1000-1100Ht / 445-545SH



BREATHABLE MESH



BLACK NYLON BASE



ADJUSTABLE ARMREST


OPERATIVE SEATING CALIGA



OPERATIVE SEATING Caliga



Backrest - Mesh Colour



Seat - Fabric Colour



Caliga Highback Chair

Caliga Midback Chair

Caliga Cantilever Chair

CHAIR SPECIFICATIONS

PA Black Nylon Base + PA Wheels,
Adjustable Armrest (up & down),
High-density Moulded Foam with Fabric Upholstery Seat,
Breathable Mesh Backrest with Lumbar Support.
Mechanism: Reclining Tension Adjustment

Dimensions (in mm):

* Highback Chair 680W X 670D X 1175-1275H
* Midback Chair 680W X 670D X 960-1060H
* Cantilever Chair 680W X 670D X 960-1060H

Certification : SGS (SDHG1510016656FT)



BREATHABLE MESH



BLACK NYLON BASE



ADJUSTABLE ARMREST

OPERATIVE SEATING VMESH



OPERATIVE SEATING VMesh



- Backrest - Mesh Colour

 - CA01
 - CA02
 - CA03
 - CA05
 - CA06
 - CA07
 - CA08
- Seat - Fabric Colour

 - MY-01
 - MY-02
 - MY-03
 - MY-04
 - MY-05
 - MY-06



VMesh Highback Chair VMesh Midback Chair VMesh Cantilever Chair

CHAIR SPECIFICATIONS

Nylon Base c/w castors,
Adjustable PU Pad Armrest,
Pure foam c/w Fabric upholstery seat &
Breathable Mesh backrest.
Mechanism: Synchronized-tilt Mechanism,
Back-locking In 1 Position

Dimensions (in mm):
 * Highback Chair 660W x 600D x 1060-1160H / 425-525SH
 * Midback Chair 660W x 600D x 960-1060H / 425-525SH



BREATHABLE MESH BLACK NYLON BASE ADJUSTABLE ARMREST

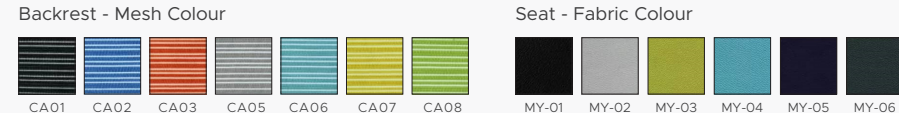

OPERATIVE SEATING

MUFFIN



OPERATIVE SEATING

Muffin



Muffin Highback Chair

Muffin Midback Chair

CHAIR SPECIFICATIONS

PA White Nylon Base w/ Black PU Wheels, Adjustable PA Armrest with Foam Cushion, High Density Moulded Foam Cushion in Fabric Upholstery, White Frame PP Backrest with Lumbar Support in Breathable Mesh Mechanism: 2.5mm Butterfly Mechanism, Height and Tilt Tension Adjustable

Dimensions (in mm):
 * Highback Chair 640W x 620D x 1070-1210H
 * Midback Chair 640W x 620D x 960-1100H



BREATHABLE MESH

BLACK NYLON BASE

SWIVEL ARMREST

OPERATIVE SEATING CELSUS



OPERATIVE SEATING Celsus



Backrest - Mesh Colour



HKR/HY-7516 HKR/HY-7503 HKR/HY-7501 HKR/HY-7514 HKR/HY-7518 HKR/HY-7517

Seat - Fabric Colour



HKR/OS-50 HKR/OS-5514 HKR/OS-5506 HKR/OS-45 HKR/OS-5502 HKR/OS-56-1



Celsus Highback Chair



Celsus Midback Chair

CHAIR SPECIFICATIONS

Nylon Five-Star Leg cw/ PU Castors,
1D Adjustable Armrest (Up & Down),
High-density Moulded Foam Cushion in Fabric Upholstery
Breathable Mesh Backrest c/w Fixed Lumbar Support,
PP + glass Fiber Frame Backrest with Comfortable Lumbar Support
Mechanism: 3 position lock mechanism

Dimensions (in mm):

* Highback Chair 510W x 480D x 1060-1160H/ Seat 440
* Midback Chair 510W x 480D x 760-860H/ Seat 440



BREATHABLE MESH



BLACK NYLON BASE



ADJUSTABLE ARMREST



EXECUTIVE SEATING



OFFICE PLANNER
CREATING WORK GEMS





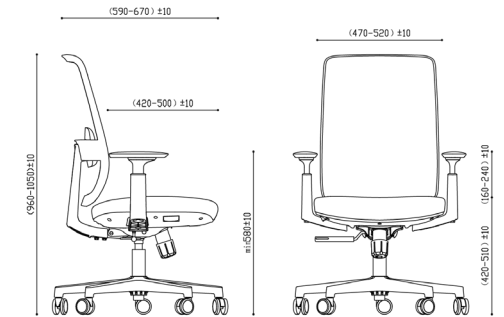
EXECUTIVE SEATING BOBOMESH



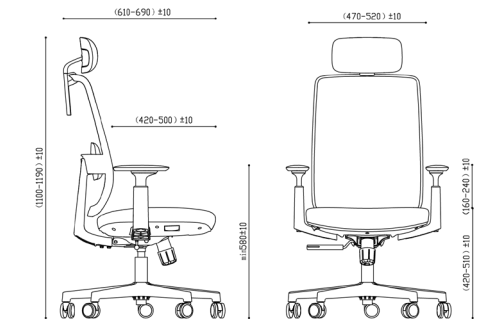
EXECUTIVE SEATING Bobomesh




Bobomesh Midback Chair




Bobomesh Highback Chair



Backrest - Mesh




Seat - fabric



Headrest - Fabric





Angle/Height Adjustable Headrest
Flexible adjustments fit users in various heights,



Firm support, reliever tension in lower back.
Stroke Distance - 40mm

EXECUTIVE SEATING Bobomesh



EXECUTIVE SEATING Bobomesh

Upholstered Headrest

Soft support, height/angle adjustable
Stroke distance - 100mm

Upholstered Lumbar Support

Comfortable support, relieve back tension
Stroke distance - 40mm

High-resilience PU Moulded Foam

Passed California Flame-retardant Standard

Back Tilt Tension Adjustment

3-locking Positions, Big Recline Angle
Adjustable Tilt Tension

100% Polyester Mesh Back

High-resilience, Breathable, Durable

3D Armrest

Up/Down, Forward/Backward, Left/Right

Class 3 Gaslift

Safe & Durable Support
Stroke Distance - 100mm

PA66 Nylon Base

Low Friction Coefficient,
High Load Bearing

EXECUTIVE SEATING LAMESH



SS 514:(2016)



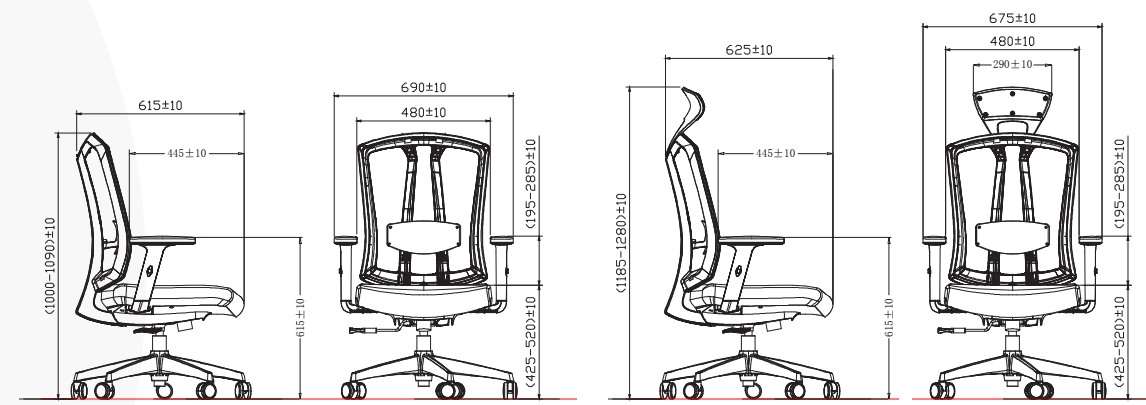
GOLD

EXECUTIVE SEATING Lamesh




Lamesh Midback Chair


Lamesh Highback Chair



Backrest - Mesh Colour



Seat - Fabric Colour



SS 514:(2016)
Code of Practice for
Office Ergonomics



GOLD

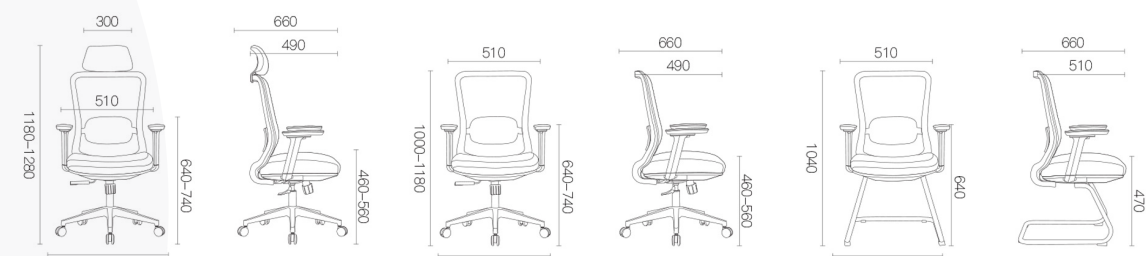


EXECUTIVE LUMI

EXECUTIVE SEATING Lumi Chair




We study and analyse office spaces around the world, and use modern design techniques to integrate a strong humanistic atmosphere, creating a series of exquisite office furniture. This helps you to create a harmonious and friendly office space. Every visitor can feel the spirit of corporate culture, making negotiations a spiritual enjoyment and a cultural phenomenon.



Lumi Highback Chair Lumi Midback Chair Lumi Cantilever Chair

Backrest - Mesh Colours



Seat - Fabric Colours



EXECUTIVE SEATING

BONMESH



EXECUTIVE SEATING
Bonmesh



Bonmesh Highback Chair

Bonmesh Midback Chair


Bonmesh Cantilever Chair

CHAIR SPECIFICATIONS



PA Black Nylon Base + Black PU Wheels, Adjustable Armrest (Up & Down), HOAU Brother Thick Mesh on PA Nylon Black Backrest, High-density Moulded Foam with Fabric Upholstery Seat. Mechanism: 3-Position Lock Mechanism with Sliding Seat / Class 3 Gas Lift

Dimensions (in mm):
* Highback Chair 680W X 670D X 1060-1160H
* Midback Chair 680W X 670D X 960-1060H
* Cantilever Chair 680W X 670D X 960-1060H

Backrest - Mesh Colour



Seat - Fabric Colour



BREATHABLE MESH



BLACK NYLON BASE



ADJUSTABLE ARMREST



EXECUTIVE SEATING BAYMESH


EXECUTIVE SEATING Baymesh



Backrest - Mesh Colour



Seat - Fabric Colour



Baymesh Highback
(Black Frame)

Baymesh Midback
(Black Frame)

Baymesh Highback
(White Frame)

Baymesh Midback
(White Frame)

CHAIR SPECIFICATIONS

Black/White Nylon Base w/ Black Wheels
Adjustable Armrest with PU Pad
High-density Moulded Foam Cushion in Fabric Upholstery
Solid Chair Back with Elastic Mesh Upholstery
Adjustable Lumbar Support
Mechanism: Synchronized-tilt Mechanism, Back-locking in 1 Position, Height and Tilt Tension Adjustable

Dimensions (in mm):
* Highback Chair 480W x 450D x 1050-1180Ht Seat: 420-530mm
* Midback Chair 480W x 450D x 950-1050Ht Seat: 420-530mm



BREATHABLE MESH



BLACK NYLON BASE



ADJUSTABLE ARMREST

EXECUTIVE SEATING

RANGER



EXECUTIVE SEATING

Ranger



Ranger Highback
(White Frame)



Ranger Midback
(Black Frame)



Ranger Midback
(White Frame)

CHAIR SPECIFICATIONS

Nylon/Aluminum Base c/w Castors,
Adjustable Armrest,
High-density Moulded Foam in Fabric Upholstery Seat
Breathable Mesh Backrest.
Mechanism: Adjustable Seat Height & Lumbar Support

Dimensions (in mm):
* Highback Chair 510-700W x 480D x 1150-1230H / 440-540SH
* Midback Chair 510-700W x 480D x 960-1050H / 440-540SH



BREATHABLE MESH




BLACK NYLON BASE




ADJUSTABLE ARMREST

Backrest - Mesh Colour



Seat - Fabric Colour




EXECUTIVE SEATING WINDMILL




EXECUTIVE SEATING Windmill



Backrest - Mesh Colour



Seat - Fabric Colour



Windmill
Highback Chair



Windmill
Midback Chair

CHAIR SPECIFICATIONS

Nylon Base, with PU Castors,
1D Adjustable Armrest (Up & Down),
High-density Moulded Foam Cushion in Fabric Upholstery Seat,
Breathable Mesh backrest c/w Fixed Lumbar Support,
PP Fiber Frame
Mechanism: Chassis with Tail Plate (locking the Chassis in Place)

Dimensions (in mm):

* Midback Chair 610W x 645D x 990-1060Ht/ 440-570SH
* Highback Chair 610W x 645D x 1145-1215Ht/ 440-570SH



BREATHABLE MESH



BLACK NYLON BASE



ADJUSTABLE ARMREST

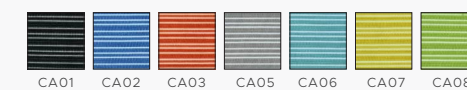
EXECUTIVE SEATING XMesh




EXECUTIVE SEATING XMesh



Backrest - Mesh Colour



Seat - Fabric Colour



XMesh
Highback Chair




XMesh
Midback Chair

CHAIR SPECIFICATIONS

Nylon Base c/w PU Castors,
3D Adjustable Armrest With PU Pad,
Seat in Moulded Foam in Fabric Upholstery,
Mesh Back With Adjustable Lumbar Support,
Mechanism: Synchronized-tilt Mechanism,
Back-locking In 3 Position, Height And Tilt Tension Adjustable

Dimensions (in mm):

* Midback Chair 640W x 620D x 1000-1100H
* Highback Chair 640W x 620D x 1060-1200H



BREATHABLE MESH



BLACK NYLON BASE



ADJUSTABLE ARMREST

EXECUTIVE SEATING

Donut



Donut Highback Chair
(Black Frame)



Donut Highback Chair
(White Frame)



Donut Midback Chair
(Black Frame)




Donut Midback Chair
(White Frame)

CHAIR SPECIFICATIONS



Nylon/Aluminium Base w/ PU Castors, 3D Adjustable Armrest,
High Density Moulded Foam Cushion in Fabric Upholstery, Breathable Mesh
Backrest c/w Fixed Lumbar Support, PP Fiber Frame
Mechanism: Mechanism 3 Stage Locking Mechanism

Dimensions (in mm):
* Highback Chair 650W x 630D x 1160-1220Ht/ 450-580 Seat
* Midback Chair 650W x 630D x 890-990Ht/ 450-580 Seat

Fabric Colour Selection




Mesh Colour Selection



BREATHABLE MESH



NYLON BASE



ADJUSTABLE ARMREST



ELEGANT DESIGN INSPIRATION

CREATIVE LIFE UNIQUE



AVANTGARDE OPEN

Both the bow-shaped backrest and armrest show unique ingenuity and self-contained style. The most comfortable bearing and most powerful support are provided in strict accordance with the modelling curve of ergonomic design.



DIRECTOR SEATING


OFFICE PLANNER
CREATING WORK GEMS





DIRECTOR SEATING

KEYMESH



DIRECTOR SEATING Keymesh



Design for Various Ambience

The Chair offers exceptional support and freedom of movement, making it highly adaptable to the human body and various sitting postures. Its ergonomic design ensures that users can easily find the most comfortable and healthy sitting position, addressing a wide range of individual needs. Whether you are working long hours in an office or relaxing at home, the Chair's practical and aesthetically pleasing design makes it an ideal choice for any setting. Its versatility and comfort make it a valuable addition to any workspace or living area, promoting better posture and overall well-being.

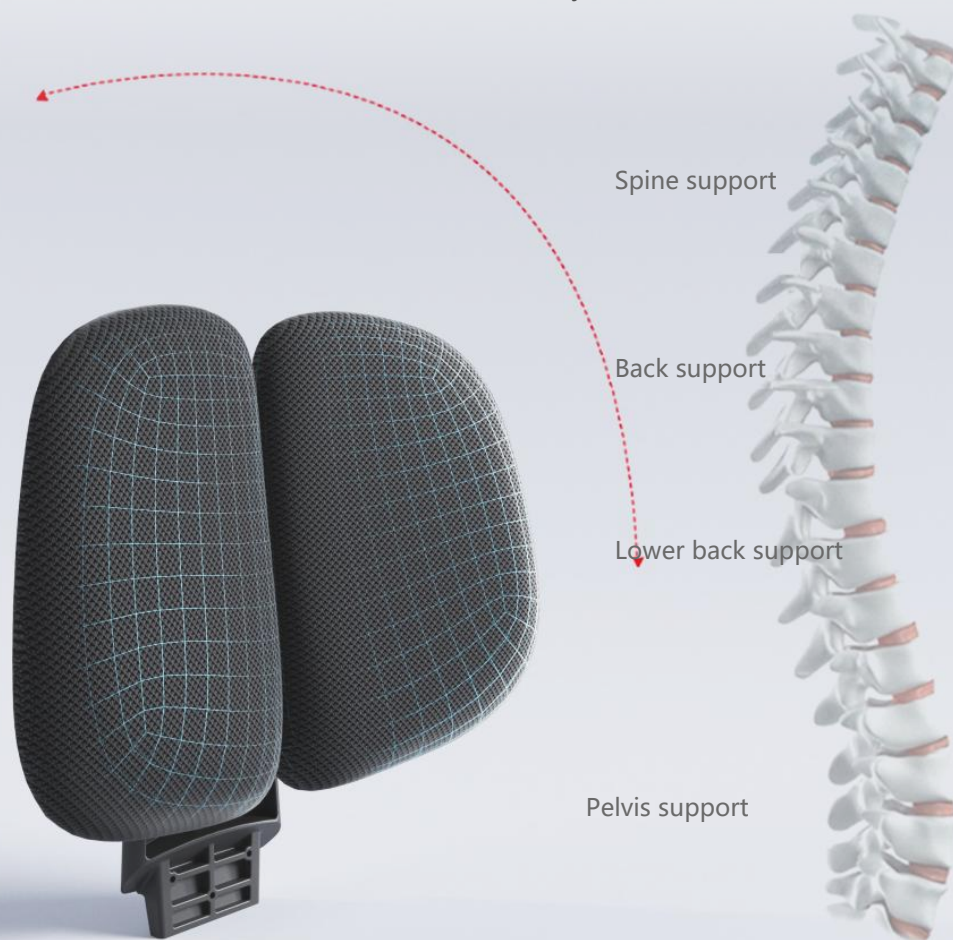




Ergonomic Backrest

Two-piece lumbar support in a large arc fully fits the body's waist

The scientifically designed two-piece lumbar support naturally and ergonomically conforms to users' body curves, providing easy support for their spine and back. The modernised profile with elastic PP cover merged with high-density moulded foam, 54mm thick, delivers a great experience of comfort and stability.



W-Shaped Seat

The seat cushion is designed in a W shape, which strengthens the contact area between the seat and the body, spreads the pressure of the hips, and maximises support to the hips and thighs.



Adjustable Seat

Operated by the lever under the seat, the seat depth can be locked in 7 different positions with a stroke distance of 60mm, adapting to various sitting postures.



DIRECTOR SEATING
Keymesh

Adjustable Headrest

To adapt to different body shapes, it naturally fits the curvature of the heads and necks of various users.

- Detachable freely; passed an 80 lbs strength test.
- Height adjustable in 15 positions, with a 120mm stroke distance.
- Suitable for users of various heights.



Height-adjustable Headrest

15 Locking Positions, 120mm Up & Down Stroke Distance
Passed 80 lbs Strength Test Standard

1D Armrest

7 Locking Positions, 65mm Up & Down Stroke Distance
Breezily releases stress on elbows and arms

High-density Moulded Foam

CA117 Fire Retardant Standard; Seat Sliding Forward/
Backward in 7 Positions, 60mm Stroke Distance

Synchro Mechanism

23deg. Back Tilting in 3 Locking Positions, with rotary
knob to meet comfort tilt tension; 100% BIFMA Standard

Newly Developed Mesh

CA117 Fire Retardant Standard;
Color Fastness up to Level 4; Wear-resistant Test
- 30,000 times without Broken Yarn

Curved Backrest

Maximum 135 deg. reclined angles,
perfectly fitting the body shape.

High Resilience Lumbar Support

CA117 High Density Moulded Foam
Providing High Flexibility and Comfort

Class 3 Gas Lift

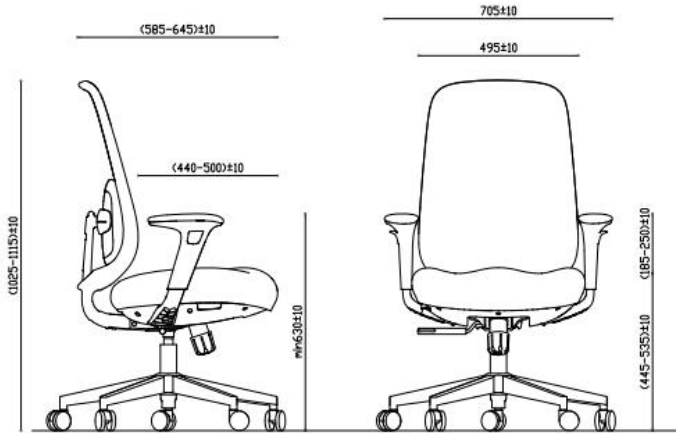
Effective Stroke - 90mm,
Suitable for diff. Heights

Nylon / Aluminium Options - Base

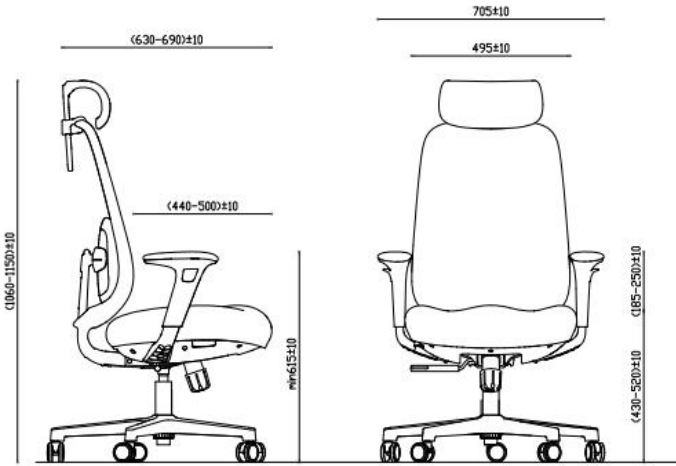
Stable Structure and 300lbs
Load-bearing Capacity



DIRECTOR SEATING
Keymesh



MIDBACK CHAIR

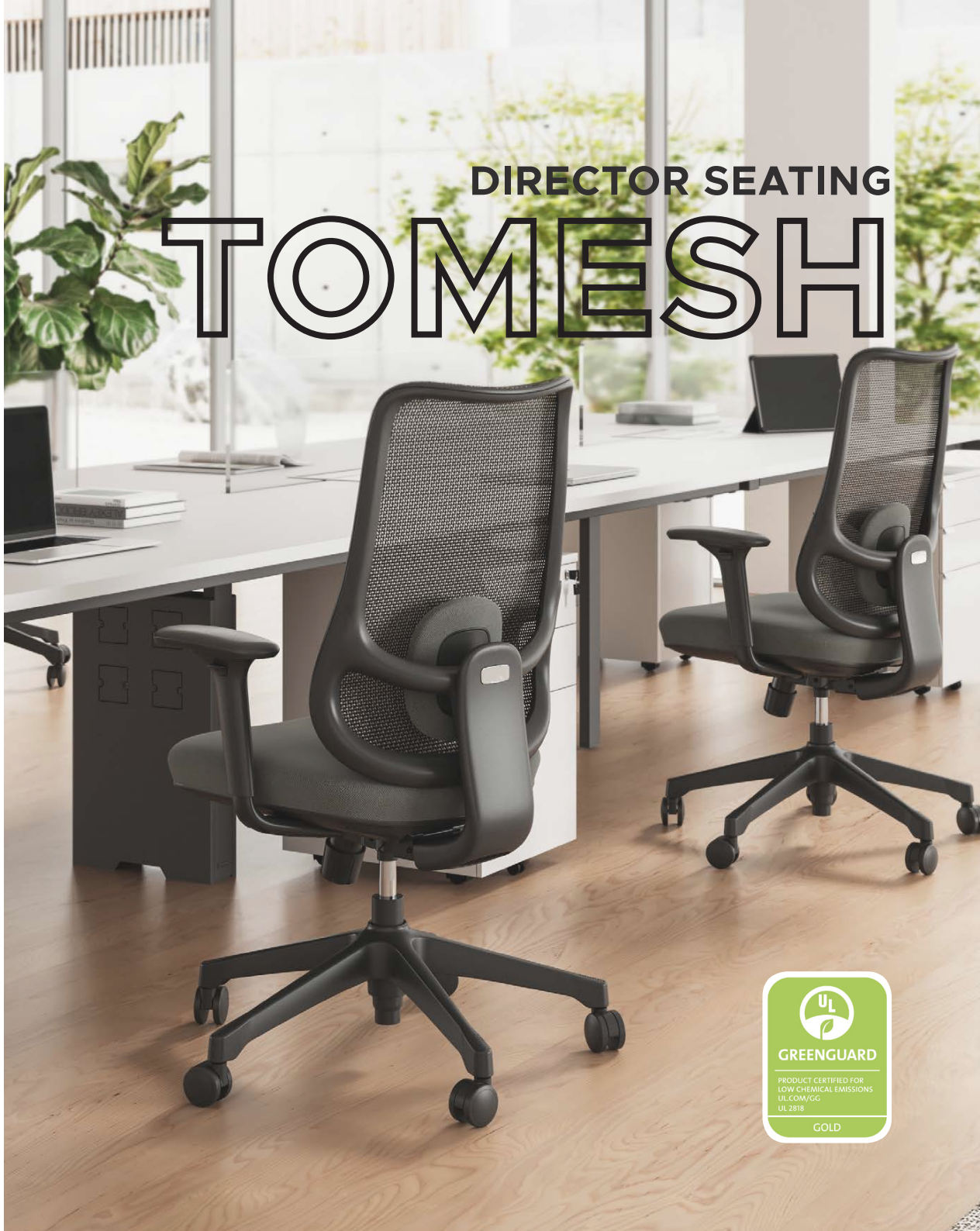


HIGHBACK CHAIR

The Modern Style Chair features a fascinating and attractive design. Its ergonomic structure and comprehensive range of functions cater to the user's individual needs, ensuring both comfort and style.



DIRECTOR SEATING TOMESH



DIRECTOR SEATING Tomesh



Tomesh
Highback Chair



Tomesh
Midback Chair

CHAIR SPECIFICATIONS

Nylon Base c/w PU Castors,
Black 3D Nylon Armrest with PU Pads
Moulded Foam Seat in Fabric Upholstery, w/ Sliding Function
Mesh Backrest with Lumbar Support
Mechanism: G015-13 Synchro Mechanism with 3-locking Positions

Dimensions (in mm):
* Highback Chair 695W x 605D x 1135H-1250H; 440-510 Seat Ht.
* Midback Chair 695W x 605D x 1015-1090H; 440-510 Seat Ht.



BREATHABLE MESH



NYLON BASE



ADJUSTABLE ARMREST




DIRECTOR SEATING CUSH

DIRECTOR SEATING Cush



PU Leather Colour



Cush
Highback Chair



Cush
Midback Chair

CHAIR SPECIFICATIONS

Polished Aluminium Base w/ PU Castors,
1D Adjustable PU Pad Armrest,
Moulded Foam Cushion in PU Leather Upholstery

Mechanism: Tilt Mechanism with 3 Position Locking Mechanism

Dimensions (in mm):
* Highback Chair 670W x 700D x 1180-1260H
* Midback Chair 670W x 700D x 980-1060H



PU LEATHER BACKREST



ALUMINIUM BASE



ADJUSTABLE ARMREST


DIRECTOR SEATING

EVOFIT



DIRECTOR SEATING

Evofit



Evofit
Highback Chair

Evofit
Midback Chair

CHAIR SPECIFICATIONS

Nylon Base with 60mm Black PU Castors,
Adjustable Armrest, High Density Foam w/ Fabric Upholstery
Plastic Shell Cushion Seat and Black Frame Nylon Back
Mechanism: Original Locking Mechanism

Dimensions (in mm):
* Highback Chair 695W x 470D x 1070-1170H
* Midback Chair 695W x 460D x 1190-1290H



FABRIC UPHOLSTERY



NYLON BASE



ADJUSTABLE ARMREST

DIRECTOR SEATING

EVOLUTION




DIRECTOR SEATING

Evolution



Seat/Backrest - Mesh Colour



Evolution
Highback Chair




Evolution
Midback Chair

CHAIR SPECIFICATIONS

340 Nylon Base, 60mm PU Castors,
3D Adjustable Armrest,
Breathable Mesh Seat & Backrest
Mechanism: Cable Mechanism with 3 Locks,
Seat Sliding, Adjustable Headrest

Dimensions (in mm):
* Highback Chair 480-550W x 440D x 1220-1280H
* Midback Chair 480-550W x 440D x 1070-1130H



BREATHABLE MESH



NYLON BASE



ADJUSTABLE ARMREST



DIRECTOR SEATING AIR7

DIRECTOR SEATING Air 7



- Mesh Backrest Colour Selection

 - Mesh-101
 - Mesh-102
 - Mesh-103
 - Mesh-104
 - Mesh-105
 - Mesh-109
- Mesh Seat Colour Selection

 - MK 100
 - MK 101
 - MK 102
 - MK 103
 - MK 104
 - MK 105



AIR 7
Highback Chair


AIR 7
Midback Chair

MOQ: 10 nos.

CHAIR SPECIFICATIONS

Black Nylon Base w/ PU Castors,
Suspended Frame with Height-Adjustable Armrest,
Standard German Krall + Roth Full Mesh Seat & Backseat.
Mechanism: Donati Weight Sensitive Mechanism,
Patented Mechanical Device to lean Leftwards and Rightwards
Hyperbolic Waist Structutre Support

Dimensions (in mm):
* Highback Chair 670W x 530D x 1125-1215H
* Midback Chair 670W x 530D x 925-1050H



BREATHABLE MESH



NYLON BASE



ADJUSTABLE ARMREST

DIRECTOR SEATING

SOFT-AIR



DIRECTOR SEATING

Soft-Air



Backrest/Seat - PU Leather Colour



Soft-air
Highback Chair




Soft-air
Midback Chair

CHAIR SPECIFICATIONS

Nylon Base with 60mm Black PU Castors,
Adjustable Armrest, High Density Foam w/ PU Leather Upholstery
Plastic Shell Cushion Seat and Black Frame Nylon Back
Mechanism: Original Locking Mechanism

Dimensions (in mm):
* Highback Chair 695W x 470D x 1070-1170H
* Midback Chair 695W x 460D x 1190-1290H



PU LEATHER UPHOLSTERY



ALUMINIUM BASE



ADJUSTABLE ARMREST

DIRECTOR SEATING

KOGI



DIRECTOR SEATING

Kogi



Kogi
Highback Chair



Kogi
Midback Chair

CHAIR SPECIFICATIONS

Nylon Base with PU Castors, 3D Adjustable PU Pad Armrest, High-density Moulded Foam Cushion in Fabric Upholstery, Fabric Backrest c/w Adjustable Lumbar Support Mechanism: Luxury Weight Bearing 4-position and Seat Slider and Forward Tilt Function Mechanism

Dimensions (in mm):
 * Highback Chair 650W x 670D x 1230-1310/ 430-510SH
 * Midback Chair 650W x 670D x 1035-1115/ 430-510SH



FABRIC UPHOLSTERY



NYLON BASE



ADJUSTABLE ARMREST



DIRECTOR SEATING LUX

DIRECTOR SEATING Lux



Seat/Backrest - PU Leather Colour

LAVA RED - TF 8002	DORE WHITE - TF 8003	CREAM - TF 8004	VENUS - TF 8005	SHADOW - TF 8006	STONE - TF 8007	SLATE - TF 8008	GREY - TF 8009	COFFEE - TF 8011	BLACK - TF 8012
--------------------	----------------------	-----------------	-----------------	------------------	-----------------	-----------------	----------------	------------------	-----------------



Lux
Highback Chair



Lux
Midback Chair

CHAIR SPECIFICATIONS

Polished Aluminium Base with Twin Castors,
Polished Aluminium Armrest with Upholstered Cushion Armpad,
High-density Moulded Foam c/w PU Leather Upholstery Seat & Backrest
Mechanism: Knee-tilt Mechanism with 5 Locking Positions,
Pneumatic Seat Height Adjustment


Dimensions (in mm):
* Highback Chair : 530-630W x 495-680D x 1210-1280H / 485-555SH
* Midback Chair : 530-630W x 495-680D x 1080-1150H / 485-555SH



PU LEATHER UPHOLSTERY



ALUMINIUM BASE



FIXED ARMREST W/ PAD

DIRECTOR SEATING NUCLEAR



DIRECTOR SEATING Nuclear



Seat - Fabric Colour



Backrest - Mesh Colour



Nuclear
Highback Chair



Nuclear
Midback Chair

CHAIR SPECIFICATIONS

Aluminium base w/ PU Castors,
2D Adjustable Nylon Armrest,
High-density Moulded Foam c/w Fabric Upholstery
& Breathable Mesh Backrest
Mechanism: Adjustable Lumbar Support, 3-position Synchronised Tilting Mechanism

Dimensions (in mm):


* Highback Chair 510-650W x 530D x 1140-1240H
* Midback Chair 510-650W x 530D x 995-1095H



BREATHABLE MESH



ALUMINIUM BASE



ADJUSTABLE ARMREST

DIRECTOR SEATING PROMAX



DIRECTOR SEATING Promax



Seat - Fabric Colour	Backrest - Mesh Colour
<div>YF33-04</div> <div>YF33-07</div> <div>YF33-08</div> <div>YF33-09</div> <div>YF33-10</div> <div>YF33-13</div> <div>YF33-15</div> <div>YF33-18</div> <div>YF33-19</div> <div>YF33-20</div> <div>YF33-21</div>	<div>YM5-1</div> <div>YM5-2</div> <div>YM5-3</div> <div>YM5-4</div> <div>YM5-5</div> <div>YM5-6</div>



Promax
Highback Chair



Promax
Midback Chair

CHAIR SPECIFICATIONS

Nylon / Aluminium Base c/w PU Castors,
2D Adjustable Nylon Armrest,
High-density Moulded Foam c/w Fabric Upholstery &
Breathable Mesh Backrest
Mechanism: Free Tilting mechanism with Multi-locking

Dimensions (in mm):
* Highback Chair 450-660W x 470D x 1070-1170H
* Midback Chair 450-660W x 470D x 900-1000H



BREATHABLE MESH



NYLON / ALUMINIUM BASE




ADJUSTABLE ARMREST



DIRECTOR SEATING FAHRENHEIT

DIRECTOR SEATING Fahrenheit (BN)



CHAIR SPECIFICATIONS

350mm Nylon Base c/w 60mm PU Castors,
3D Adjustable PU Armrest,
High-density Moulded Foam c/w Fabric Upholstery,
Black Nylon Glass Fiber Back with Adjustable PU Lumbar Support
in Breathable Mesh Upholstery
Mechanism: 3 Locking Position & Self-adaption Mechanism
SDS Class 3 Gas Lift

Dimensions (in mm):
* Highback Chair 655W x 670D x 1150-1210H





MEETING CHAIRS


OFFICE PLANNER
CREATING WORK GEMS






MEETING CHAIR

SUNMESH

MEETING CHAIR
Sunmesh



SUNMESH
White Frame

Black Frame
White Frame

CHAIR SPECIFICATIONS

Nylon Base, Fixed PP Armrest
Seat in High-elastic Moulded Foam in Mesh Upholstery
Backrest: Shell Bionic Lumbar Support in Mesh Uphostery
121deg. Single Locking & Tilting Mechanism

Dimensions (in mm):
590W x 590D x 940-1035mm
Seating Ht: 430-525mm



BREATHABLE MESH



SHELL BIONIC LUMBAR



FIXED PP ARMREST

MEETING CHAIR

LIGHTHOUSE



MEETING CHAIR

Lighthouse




CHAIR SPECIFICATIONS

Light Blue Nylon base, 60mm Black PU wheels,
Fixed Armrest, Breathable Mesh Seat, Breathable Mesh backrest
c/w Fixed Lumbar Support
Mechanism: Single up and down mechanism

Dimensions (in mm):

* Midback Chair 595W x 655D x 940-1025/ 440-525SH




YN50-10F-2 YN50-11F



BREATHABLE MESH



NYLON BASE



FIXED PP ARMREST



MEETING CHAIR CUPCAKE


MEETING CHAIR Cupcake



Backrest - Mesh Colour



Seat - Fabric Colour



CHAIR SPECIFICATIONS

White Plastic Base + 60mm Nylon Castor,
T Shape Fixed Armrest,
High Density Moulded Foam with Fabric Upholstery,
White Plastic + Glass Fiber c/w Adjustable Lumbar Support
Mechanism: Normal Mechanism

Dimensions (in mm):
* Midback Chair 644.2W x 535D x 965 - 1065Ht



BREATHABLE MESH



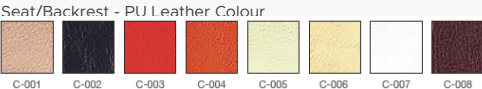
NYLON BASE



FIXED PP ARMREST

MEETING CHAIR

Tiper (PU Leather)



Tiper (Ribbed PU)
Highback Chair



Tiper (Ribbed PU)
Midback Chair

CHAIR SPECIFICATIONS

Aluminium Base c/w PU Castors,
Fixed Aluminium Armrest,
High-density Moulded Foam c/w PU Leather Upholstery
Mechanism: Self-weight Adjustment, Synchronized Mechanism
with Seat Slide (Multi-locking)

Dimensions (in mm):
* Highback Chair 540-590W x 540D x 1080-1140H
* Midback Chair 540-590W x 540D x 890-980H



PU LEATHER UPHOLSTERY




ALUMINIUM BASE



FIXED ARMREST

MEETING CHAIR

Tiper (Mesh)



Tiper (Mesh)
Highback Chair



Tiper (Mesh)
Midback Chair

CHAIR SPECIFICATIONS

Aluminium Base c/w PU Castors,
Fixed Aluminium Armrest,
Breathable Mesh Seat & Backrest
Mechanism: Self-weight Adjustment, Synchronized Mechanism
with Seat Slide (Multi-locking)

Dimensions (in mm):
* Highback Chair 540-590W x 540D x 1080-1140H
* Midback Chair 540-590W x 540D x 890-980H



BREATHABLE MESH



ALUMINIUM BASE



FIXED ARMREST

MEETING CHAIR Uni



CHAIR SPECIFICATIONS

Four Star Base with Pu Castors
Seat and Backrest: High-density Moulded Foam
in Fabric Upholstery

Dimensions (in mm):
480W x 480D x 830H
Seating Ht: 430mm

Fabric Colours



MEETING CHAIR Chick




CHAIR SPECIFICATIONS

Four Star Base with Pu Castors
Seat and Backrest: High-density Moulded Foam
in Fabric Upholstery

Dimensions (in mm):
560W x 510D x 850H
Seating Ht: 425mm

Fabric Colours



MEETING CHAIR

Smart: SM-LS028 LB
LOWBACK CHAIR




CHAIR SPECIFICATIONS

5-Star Metal Base in Chrome Finish w/ Castors
Seat and Backrest: High-density Moulded Foam
in Fabric Upholstery

Dimensions (in mm):
590W x 640D x 800-900H
Seating Ht: 475-575mm

Fabric Colours



FABRIC SEAT



CHROME BASE

MEETING CHAIR

Smart: SM-LS028 HB
HIGBACK CHAIR




CHAIR SPECIFICATIONS

5-Star Metal Base in Chrome Finish w/ Castors
Seat and Backrest: High-density Moulded Foam
in Fabric Upholstery

Dimensions (in mm):
590W x 640D x 910-1010H
Seating Ht: 475-575mm

Fabric Colours



FABRIC SEAT



CHROME BASE

MEETING CHAIR

Smart Chair: SM-212




CHAIR SPECIFICATIONS

5-Star Metal Base in Chrome Finish w/ Castors
Seat and Backrest: High-density Moulded Foam
in Fabric Upholstery

Dimensions (in mm):
590W x 640D x 790-890H
Seating Ht: 450-550mm

Fabric Colours



BREATHABLE MESH



BLACK NYLON BASE

MEETING CHAIR

Smart Chair: SM-216




CHAIR SPECIFICATIONS

5-Star Black Metal Base w/ Castors
Seat and Backrest: High-density Moulded Foam
in Fabric Upholstery

Dimensions (in mm):
590W x 590D x 750-850H
Seating Ht: 390-490mm

Fabric Colours



BREATHABLE MESH



BLACK NYLON BASE

MEETING CHAIR

Smart Chair: SM-212




CHAIR SPECIFICATIONS

5-Star Black Metal Base w/ Castors
Seat and Backrest: High-density Moulded Foam
in Fabric Upholstery

Dimensions (in mm):
605W x 615D x 850-955H
Seating Ht: 455-555mm

Fabric Colours



BREATHABLE MESH



BLACK NYLON BASE

LOW CHAIR (DISCUSSION)

Lutie



CHAIR SPECIFICATIONS

Four Star Base (Fixed Gliders)
Seat and Backrest: High-density Moulded Foam
in Fabric Upholstery

Dimensions (in mm):
780W x 830D x 890
Seating Ht: 400H

Fabric Colours



FABRIC BACKREST



FABRIC SEAT



METAL LEGS



TRAINING CHAIRS



OFFICE PLANNER
CREATING WORK GEMS



TRAINING CHAIR Hoya



HY-128A



HY-128B



HY-128C (WT)



HY-128D (WT)

CHAIR SPECIFICATIONS

PP 4-Legged base, 2D PP armrest w/ or w/o tablet, Moulded foam seat with fabric upholstery, Breathable mesh backrest.

Mechanism: Foldable & Nestable

Dimensions (in mm): 680W X 440D X 810H
HY128A with castors
HY128B without castors
HY128C (WT) with castors and tablet
HY128D (WT) without castors, with tablet



FEATURES



NESTABLE CHAIRS

NYLON CONNECTORS



TRAINING CHAIR Zebra



ZEB-028B

ZEB-028B1

ZEB-028 (WT)

CHAIR SPECIFICATIONS

28*1.5mm Grey powdercoating + PU castors, with or w/o armrest and tablet, foldable seat, moulded foam in fabric upholstery, US standard fire proof, density > 60, backrest (outer) in PA + glass fiber, (inner) soft PP.

Mechanism: Foldable, Stackable & Nestable

Dimensions (in mm): 630W X 450D X 810H
ZEB-028B - with armrest
ZEB-028B1 - without armrest
ZEB-028 (WT) - with armrest and tablet



FEATURES



STACKABLE CHAIRS



NESTABLE CHAIRS



NYLON CONNECTOR



FOLDABLE ARMREST



FOLDABLE SEAT

TRAINING CHAIR
Moon



W/ ARMREST

W/ TABLET

CHAIR SPECIFICATIONS

Metal Legs with PU Surface Nylon Castor Wheels
Armrest in Glass Fiber, can be flipped up
Seat in PP Bottom Shell with Breathable Fabric Seat
Back with Lumbar Support in Breathable Mesh

Dimensions (in mm):
610W x 590D x 885H



Backrest - Colours



YM94-30Z




HZ3001 (MOQ: 30)



HZ3004 (MOQ: 30)


Seat - Colours



YM94-30T



FX363-1 (MOQ: 30)



FX363-3 (MOQ: 30)



FABRIC BACKREST



BASE WITH CASTORS



ARMREST

TRAINING CHAIR
Zenith



W/ ARMREST

W/ TABLET

CHAIR SPECIFICATIONS

Black Steel Frame
Fixed PP Armrest, Optional Writing Tblet
PP+GF Seat Shell with Moulded Foam in Fabric
Black Nylon Back Frame
Mechanism: Foldable & Nestable

Dimensions (in mm):
440W x 560D x 890H


Backrest - Mesh Colours



Seat - Fabric Colours



CASTORS



UPHOLSTERED SEAT





OPTIONAL TABLET


CREATING WORK *Gems*








 65-6835-6789

 65-9710-9710

 sales@o-planner.com

   / OfficePlanner